



HOSHIZAKI

Icemaker/Eisbereiter/Machines A Glaçons Ijsblokjesmachines/Fabbricatori di Ghiaccio

AM series/ IM series

Ice production up to 45Kg/day Eisproduktion 25-45Kg/24 Std.
Production 25-45 Kg in 24h Ijsproductie 25-45kg/24 uur
Produzione 25-45kg/24 h

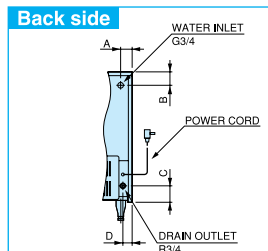
AM series

Self-contained type/Mit Vorratsbehälter/Avec BAC Stockage/Met Opslagbunker/Con riserva

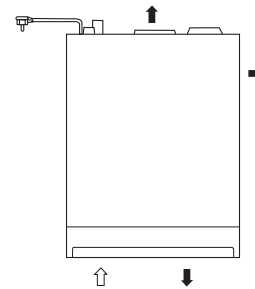


Top Hat Ice

AM-25AE



Air Flow : Front in /
Front out • Right side out • Back side out



IM series

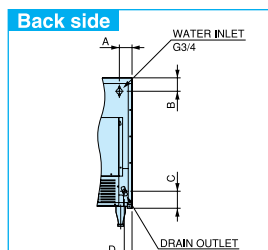
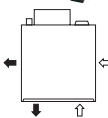
Self-contained type/Mit Vorratsbehälter/Avec BAC Stockage/Met Opslagbunker/Con riserva



Cube Ice

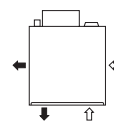
Air-cooled model/Luftgeküht/par air/Luchtgekoeld/Aria

IM-21CLE

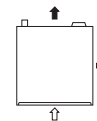


Air Flow : Front in • Right side in /
Front out • Left side out

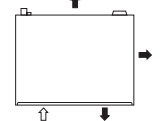
IM-30CLE



IM-45LE

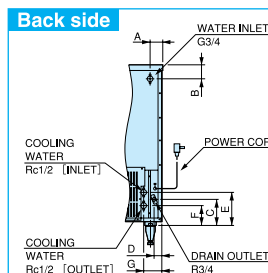


IM-45CLE



Water-cooled model/Wasser geküht/Par eau/Watergekoeld/acqua

IM-30WLE



Air Flow : Right side in / Left side out

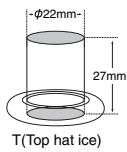
IM-45WLE



	AM-25AE	IM-21CLE	IM-30CLE	IM-30WLE	IM-45LE	IM-45WLE	IM-45CLE
A (mm)	61	67	67	67	67	67	76
B (mm)	71	71	71	71	74	74	74
C (mm)	87	90	90	138	138	138	95
D (mm)	49	41	41	41	41	41	42
E (mm)	—	—	—	167	—	175	—
F (mm)	—	—	—	97	—	105	—
G (mm)	—	—	—	96	—	96	—



AM-25AE



T(Top hat ice)



IM-45LE

Cube size



L (Large)
28x28x32mm



M (Medium)
25x25x23mm

		AM25AE	IM21CLE	IM30CLE IM30CLE25	IM30WLE IM30WLE25	IM45CLE IM45CLE25	IM45LE IM45LE25	IM45WL IM45WL25
Ice Production(kg/day)	Type of ice	T	L	L	L	L	L	L
Eisproduktion(Kg/24 Std.)				M	M	M	M	M
Production en 24h	A.T. 10°C W.T.10°C	25	22	28 24	32 25	44 41	44 39	47 40
IJsproductie(Kg/24uur)	A.T. 21°C W.T.15°C	23	19	24 20	30 23	40 37	40 35	45 38
Bin Capacity (kg)		8	11.5	11.5	11.5	15	18	18
Vorrat(kg)								
Reserve								
Opslag								
Riserva								
Cooling System		A	A	A	W	A	A	W
Kühlung	A=Air/Luft/ Lucht/Aria							
Condenseur	W=Water/Wasser/ Water/Acqua/Eau							
Condensator								
Raffreddamento								
Refrigerant		R134a						
Kältemittel		R134a						
Fluide Refrigerant		R134a						
Koelmedium		R134a						
Refrigerante		R134a						
Electrical Supply		1/220-240						
Netzspannung		50Hz						
Alimentation électrique		50Hz						
Spanning		50Hz						
Voltage Standard		50Hz						
Electrical Consumption (W/h)		240	220	250	235 220	300	340	280 290
Anschlussleistung(W/h)								
Consommation électrique(W/h)								
Stroomverbruik(W/h)								
Consumo Elettrico(W/h)								
Water Consumption (lit/h)		4.2	3.8	4.6 6.1	6.7 7.3	8.5 8.3	8.8 9.2	11.3
Wasserverbrauch(Ltr/Std.)								
Consommation D'Eau(lit./h)								
Waterverbruik(lit./uur)								
Consumo Acqua(lit./h)								
Dimensions (mm)		W395 x D530 x H690	W398 x D495 x H695	W398 x D495 x H695	W398 x D446 x H770	W633 x D506 x H690	W503 x D456 x H850	
Abmessungen(BxTxH)								
Dimension(LxPxH)								
Maten(BxDxH)								
Dimensioni(LxPxH)								
Finishing		ABS				S/S	S/S=Stainless steel/ Chromnickelstahl/ Inox/Roestvrijstaal/ Acciaio	
Ausführung	ABS=Acrylic baked steel exterior/ Lackiertes Stahlblechgehäuse							
Carrosserie								
Behuizing								
Finitura								
Weight (kg) Net/Gross		35/39	35/42	35/42		54/60	54/60	
Gewicht Netto/Brutto								
Poids Net/Brut								
Gewicht Netto/Bruto								
Peso netto/Lordo								



Distributed By JustCatering.Com Ltd
 10 Jessop Av, Norwood Green, Middlesex, UB2 5UY, UK
 Tel: +44 (0) 845 0034271 Direct line +44 (0) 7006342365
 Email sales@justcatering.com Web site www.justcatering.com

erating limits/Max.Betriebsgrenzen/
 ites de fonctionnement/Conditioes/Condizioni

- (A.T.): 5 - 40°C
- (W.T.): 5 - 35°C
- : 0.5 - 8 bar