
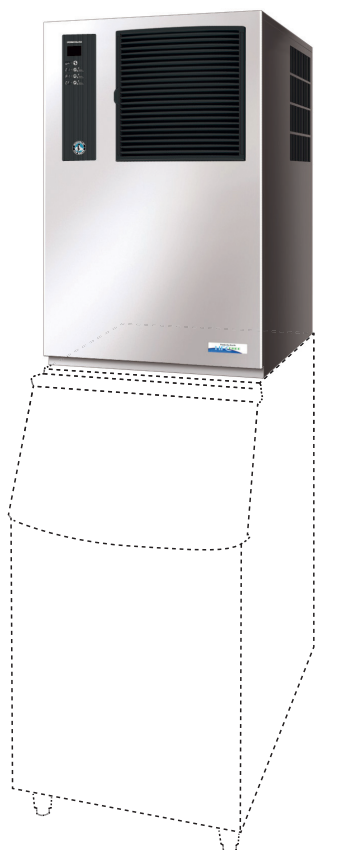



 **41,5%**



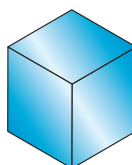
NATURAL
REFRIGERANT
R290

Key Features

The IM-24oANE-HC is a modular cube ice maker, which utilises Natural Refrigerant R290.

-  Energy efficient, with savings of 41,5% compared to HFC equivalent model.*
- ✓ Largest member of the Emerald Class, Hoshizaki's new range of climate friendly ice makers.
- ✓ Can produce up to 235 kg of cube ice per 24 hours respectively (AT.10°C.WT.10°C).
- ✓ Unique ice making system that has an automatic rinse cycle. After every new batch of ice, the water reservoir drains and refills with fresh water. System comes with a magnetic water pump that has no direct coupling, which prevents any leakage.
- ✓ Closed water circuit offers the ultimate contamination protection, by reducing the number of points at which impurities can enter the ice making process.
- ✓ Electronically controlled to ensure an optimised ice making process under varying circumstances without the need for physical adjustments. Quality of ice is always consistent.
- ✓ Easily cleanable air filter allows end-users to carry out routine cleaning schedules. Extends product life expectancy and reduces the frequency and costs of maintenance call-outs.
- ✓ Stainless steel exterior with integrated door handles provides a hygienic and high quality finish.

* Based on Internal comparative study. Please contact your local sales branch to find out more.



Ice: Cube (L)
Size: Approx. 28 x 28 x 32mm



Available Models

Model	Air Cooled	Water Cooled
IM-24oANE-HC	✓	
IM-24oANE-HC-23	✓	

Bins

Model	Type of Bin	Max. Bin Capacity approx.
B-301SA	Modular	144kg
B-501SA, Top Kit - TK 8 D		217kg
B-801SA, Top Kit - TK 8 D + TK 18 D		348kg

Production

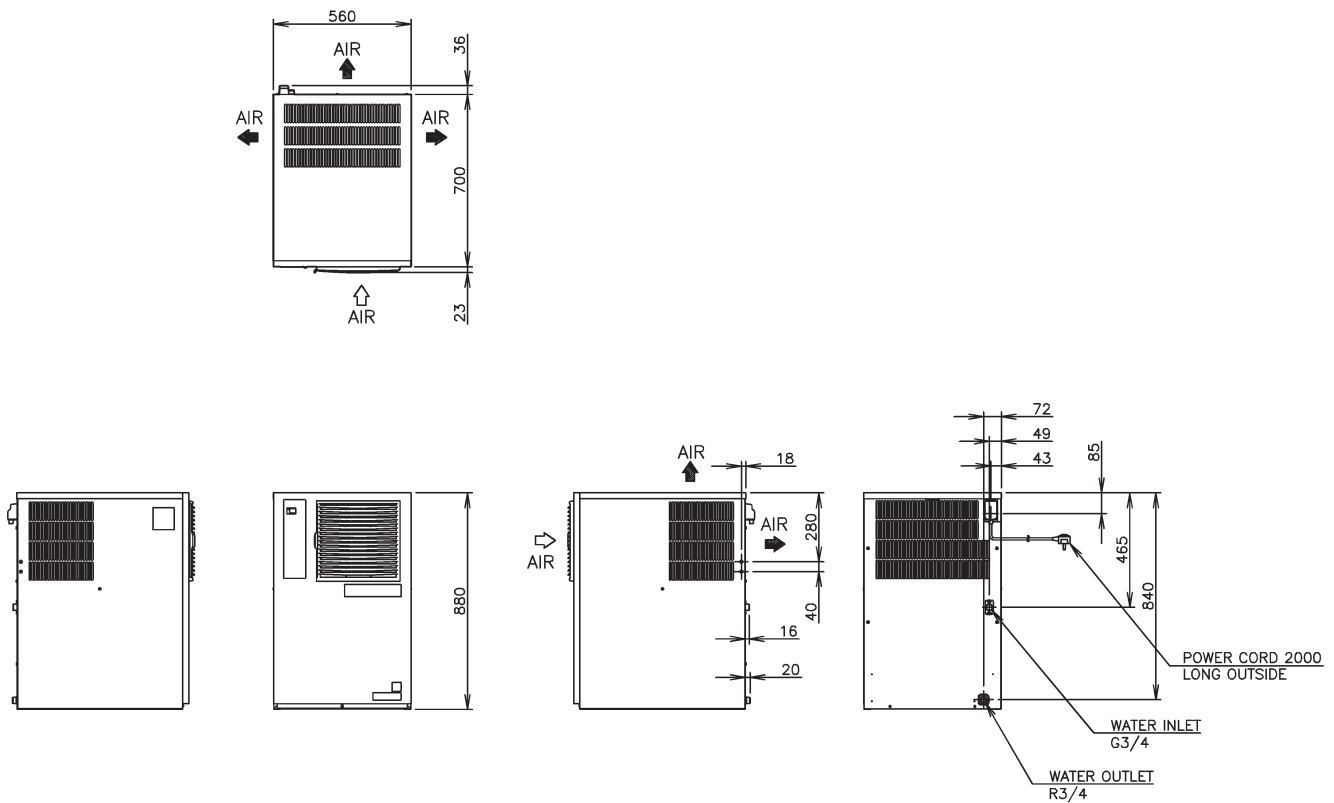
Model	Ice Production per 24h approx.	Temperature	Ice Production per Cycle approx.	Water Consumption per 24h approx.
IM-24oANE-HC	235kg 210kg 190kg	AT.10°C, WT.10°C AT.21°C, WT.15°C AT.32°C, WT.21°C	3.2kg/140 pcs	0,67m ³ 0,32m ³ 0,29m ³

For more information visit our website at www.hoshizaki-europe.com

Hoshizaki Europe B.V. retains the right to change products and their specifications without prior notice.



➔ CAD drawings available on our website



Specifications

Dimensions W x D x H (mm)	560mm x 700mm x 880mm
AC Supply Voltage	1/220-240V 50Hz
Electric Consumption (AT:32°C, WT:21°C)	930W
Heat Rejection (AT:32°C, WT:21°C)	2330W
Refrigerant Charge	R290/147g
Isolation	Polyurethane
Weight Gross / Net	89 kg / 78 kg

Operation Requirements

Ambient Temperature	1 - 40°C
Water Supply Temperature	5 - 35°C
Water Supply Pressure	0,7-8bar (0,07-0,8MPa)
Voltage Range	Rated Voltage ± 6%

Accessories

Scoop
Ice Chute
Installation Kit

For more information please contact your local sales office:

Hoshizaki Belgium:
Hoshizaki Deutschland:
Hoshizaki France:
Hoshizaki Iberia:
Hoshizaki Middle East:

info@hoshizaki.be
info@hoshizaki.de
info@hoshizaki.fr
info@hoshizaki.es
sales@hoshizaki.ae

Hoshizaki Nederland:
Hoshizaki United Kingdom:
Other countries:

sales@hoshizaki.nl
uksales@hoshizaki.co.uk
sales@hoshizaki.nl

www.hoshizaki-europe.com