

Introduction

One of the most unforgiving and disliked parts of any catering and foodservice business has to be the washing operation. But it is a vital element to get right, not only from an enhanced service and presentation perspective, but from a food safety one too. The right equipment is therefore essential.

Warewashing equipment is the industry’s collective name for dishwashers and glasswashers. Commercial warewashing equipment is made for high performance and long, hard use. Today, there are models available with lots of labour saving features, water treatment and diagnostic monitoring plus energy saving options too. Manufacturers have also increased the choices in rack dimensions and configurations, on both glass and dish machines.

The range of dishwashers varies from the compact, under counter cabinet style machines, to the more powerful and faster ‘pull-down hood’ options, usually configured with stainless steel tabling either side for efficient loading and unloading, often referred to as ‘pass-through’ dishwashers, ideal for larger throughputs. Glasswashers tend to be smaller, front loading cabinet models, often fitted under a counter or positioned on a worktop. If space and budget allows using separate machines is the best option, but for a smaller establishment where this is inhibitive, there are machines available that can tackle both glass and plate washing.

Immaculate table linen and uniforms also enhance a customer’s dining experience, so we have selected and included a range of heavy duty professional washing machines, tumble dryers and rotary ironers to further help ensure that the small finishing touches are just right.



Warewashing & commercial laundry

Key to Icons

1 YEAR WARRANTY
 1 Year Warranty

2 YEAR WARRANTY
 2 Year Warranty

3 YEAR WARRANTY
 3 Year Warranty

13 Amp
 Plug and go!

Hardwired
 Hard wiring required

Tips for buying Warewashing & Commercial Laundry Equipment

Which is the right equipment for you?

Many small to medium sized businesses underestimate the capacity of machine they need. Don't just choose a machine based upon the overall daily throughput, look at the volume of ware to be washed allowing for peak times, integration with existing handling systems, where the machine is to be sited and staffing levels/abilities also consider any plans for future expansion. Efficient energy and water consumption are things to look at too - it's no good buying a cheap machine because budget is tight, if you then have to spend a small fortune on running costs.

Reliability and durability

Choose a leading brand with an established reputation for good quality, durability and reliability. Establish clearly the availability of spare parts and after sales service, plus the length of warranty available. To get a consistent good finish, you need to keep your machine well maintained - maintenance is key, rather than repair! Check out the level and cost of ongoing service agreements.

What operational features should you look for?

A double-skin casing to help keep noise levels and heat loss at a minimum, a pre-rinse cycle and hot rinse for optimum results and a good water filtration system to help prevent limescale build up. If you are in a hard water area fitting a water softening system will prevent higher maintenance costs. Check cycle durations and power ratings – generally the larger the machine, the more powerful in terms of cleaning.

Simple controls with digital temperature displays – it is important that the machine runs at the right temperature – if too hot or too cold, the chemicals won't do their job properly.

DU0508
UNDERCOUNTER





- 400mm basket - Max 20 racks/hr - Drain pump
- Class 'A' air gap - Double skinned
- 2.75kW - 3 minute cycle time - Hot or cold feed
- Detergent, rinse aid & rinse booster pumps
- On Site Warranty
- Ext 470 W 550 D 760 H

DU0758
UNDERCOUNTER





- 500mm basket - Max 20 racks/hr - Drain pump
- Class 'A' air gap - Double skinned
- 6.75kW - 3 minute cycle time - Hot or cold feed
- Detergent, rinse aid & rinse booster pumps
- On Site Warranty
- Ext 570 W 630 D 835 H

LF324
UNDERCOUNTER





- 500mm square basket
- Maximum output of 30 racks per hour
- Adjustable 3.2/5.8/8.5kW
- 1 or 3 phase
- Hot or cold feed
- Internal class 'A' air gap
- Drain pump
- Rinse booster pump
- Detergent & rinse aid injectors
- On Site Warranty
- Ext 600 W 600 D 820 H

502033
UNDERCOUNTER





- 500mm sq basket - Max 40 racks / hr - 5.35kW
- Green and Clean - Double skinned
- Wash safe control - Hot or cold feed
- Drain, detergent & rinse aid pumps
- NB. 1 year labour
- Ext 600 W 612 D 850 H

502034
UNDERCOUNTER





- 500mm sq basket - Max 40 racks / hr - 5.35kW
- Green and Clean - Double skinned
- Wash safe control
- Continuous water softener
- Drain pump & detergent injector
- NB. 1 year labour - Ext 600 W 612 D 850 H

CW500RU
UNDERCOUNTER





- 500mm basket - Max 60 racks/hr
- 1 or 3 phase - 2.8kW/6.8kW adjustable
- Air break system - Drain pump
- Rinse aid injector
- Double skinned
- On Site Warranty - Ext 600 W 600 D 818 H
- Available soon in 2010

CW500RUSD
UNDERCOUNTER





- 500mm basket - Max 60 racks/hr
- 1 or 3 phase - 2.8kW/6.8kW adjustable
- Air break system - Drain pump
- Integrated water softener
- Rinse aid & detergent injector
- On Site Warranty - Ext 600 W 600 D 818 H
- Available soon in 2010

FC4E
UNDERCOUNTER





- 500mm sq basket - Max 60 racks/hr
- 1 or 3 phase - 3.1/5.4/7.75kW adjustable
- Hot or cold feed - Int 'Cat 5' air gap
- Double skinned - Drain & rinse booster pump
- Rinse aid & detergent injector
- On Site Warranty - Ext 600 W 610 D 830 H

G8050
UNDERCOUNTER





- 2 baskets - 6 programmes - 3.1kW
- Freshwater
- Rinse temp of 65°C or 85°C - Hot & cold feed
- WRAS approved - Drain pump
- Internal softener
- On Site Warranty - Ext 600 W 600 D 850 H

G7855
UNDERCOUNTER





- 2 baskets - 6.4kW 1 phase
- 7 programmes - 13-28 minutes
- Freshwater system - Hot and cold feed
- WRAS approved - Drain pump
- Internal softener
- On Site Warranty - Ext 600 W 600 D 850 H

G7859TDW
UNDERCOUNTER





- 2 baskets - 6.4kW 1 phase
- 4 programmes - 4-33 minutes
- Thermal disinfectant 30-93°C - Hot & cold feed
- WRAS approved - Drain pump
- Internal softener
- On Site Warranty - Ext 600 W 600 D 850 H

LC900
PASSTHROUGH





- 500mm square basket
- 48 racks per hour
- 9.1kW 1 or 3 phase
- Internal class 'A' air gap
- Hot feed
- Rinse aid injector
- Rinse booster pump
- Straight or corner operation
- On Site Warranty
- Ext 625 W 760 D 1460 H

G7859TDSS
UNDERCOUNTER





- 2 baskets - 4 progs 4-33 mins
- 6.4/9.4kW 1/3ph - Hot and cold feed
- Thermal disinfecter 30-93C
- WRAS approved - Drain pump
- Internal softener
- On Site Warranty - Ext 600 W 600 D 850 H

G7856W
UNDERCOUNTER





- 2 baskets - 6.4kW 1 phase
- 8 programmes - 11-28 minutes
- Freshwater system - Hot and cold feed
- WRAS approved - Drain pump
- Internal softener
- On Site Warranty - Ext 600 W 600 D 850 H

LC700
PASSTHROUGH





- 500mm basket - 40 racks/hr - 6.75kW 1/3ph
- Internal class 'A' air gap - Hot feed
- Rinse aid injector
- Rinse booster pump
- Straight or corner operation
- On Site Warranty - Ext 625 W 760 D 1460 H

C1000E/3
PASSTHROUGH





- 500mm basket - Max 55 racks/hr
- Internal class 'A' air gap - Hot feed
- 10.1kW 3ph - 1ph version available
- Rinse booster pump
- Straight or corner operation
- On Site Warranty - Ext 625 W 760 D 1460 H

LC1200
PASSTHROUGH





- 500mm basket - 65 racks/hr - 10.5kW 1/3ph
- Internal class 'A' air gap - Hot feed
- Rinse aid injector
- Rinse booster pump
- Straight or corner operation
- On Site Warranty - Ext 625 W 760 D 1460 H

505048
PASSTHROUGH





- 500mm basket - Max 67 racks/hr - 10.2kW 1ph
- Green and Clean - Atmospheric boiler
- Drain pump
- Rinse booster pump
- Detergent & rinse aid pumps
- NB. 1 year labour - Ext 748 W 833 D 1515 H

504234
PASSTHROUGH





- 500mm basket - Max 67 racks/hr - 10.2kW 3ph
- Green and Clean - Atmospheric boiler
- Drain pump
- Wash safe control
- Detergent injector
- NB. 1 year labour - Ext 735 W 815 D 1507 H

504233
PASSTHROUGH





- 500mm basket - Max 67 racks/hr - 10.2kW 3ph
- Green & Clean
- Drain pump - Wash safe control
- Continuous water softener
- Detergent pump
- NB. 1 year labour - Ext 735 W 815 D 1507 H

C1300E/1
PASSTHROUGH





- 500mm basket - Max 72 racks/hr
- Internal class 'A' air gap - Hot feed
- 11.5kW 1ph - 3ph version available
- Rinse booster pump
- Straight or corner operation
- On Site Warranty - Ext 625 W 760 D 1460 H

H857A/DET
PASSTHROUGH





- 500mm square basket - Max 40 racks/hr
- Class 'A' air gap - 6.9kW 1ph - 3ph optional
- 1.5/3 min cycle time - Hot or cold feed
- Drain & rinse booster pump
- Rinse aid & detergent pumps
- On Site Warranty - Ext 630 W 720 D 1520/1940 H

LB200
350MM SQ BASKET





- Maximum output of 30 racks per hour
- 2.8kW - 2 minute cycle time
- Hot or cold water feed
- Integral rinse aid injector
- On Site Warranty
- Ext 430 W 520 D 635 H

402071
400MM SQ BASKET





- Maximum output of 30 racks per hour - 2.6kW
- 2 min cycle time - Hot feed only
- Drain pump
- Detergent & rinse aid injector
- NB. 1 year labour
- Ext 510 W 512 D 745 H

LB215
400MM SQ BASKET





- Maximum output of 30 racks per hour
- 2.8kW
- 2 minute cycle time
- Hot or cold water feed
- Detergent and rinse aid injector
- On Site Warranty
- Ext 460 W 520 D 635 H

402043
400MM SQ BASKET





- Maximum output of 30 racks per hour - 3.3kW
- 2 minute cycle time
- Hot or cold feed - Drain pump
- Detergent pump and rinse aid injector
- NB. 1 year labour
- Ext 460 W 565 D 635 H




E208
400MM SQ BASKET





- Maximum output of 30 racks per hour - 2.75kW
- 2 minute cycle time
- Hot or cold water feed
- Detergent & rinse aid pumps
- Double skinned door
- On Site Warranty - Ext 450 W 550 D 750 H

LB215A
400MM SQ BASKET

- Maximum output of 30 racks per hour - 2.8kW
- 2 minute cycle time
- Hot or cold water feed
- Internal softener
- Detergent and rinse aid injector
- On Site Warranty - Ext 460 W 520 D 635 H

BHC25
400MM SQ BASKET





- Maximum output of 30 racks per hour - 2.8kW
- 2 minute cycle time
- Hot or cold water feed
- Double skinned
- Detergent and rinse aid injector
- On Site Warranty - Ext 480 W 540 D 650 H

BHC25A
400MM SQ BASKET





- Maximum output of 30 racks per hour - 2.8kW
- 2 minute cycle time
- Hot or cold water feed
- Internal softener - Double skinned
- Detergent and rinse aid injector
- On Site Warranty - Ext 480 W 540 D 650 H

DU0208
400MM SQ BASKET





- Maximum output of 30 racks per hour - 2.75kW
- Drain pump - Class 'A' air gap
- 2 min cycle time - Hot or cold water feed
- Rinse booster pump - Double skinned
- Detergent & rinse aid pumps
- On Site Warranty - Ext 470 W 550 D 760 H

FC3E
500MM SQ BASKET





- Maximum 60 racks per hour - 3.1/5.4/7.75kW
- 1 or 3 phase - Hot or cold feed
- Internal 'Cat 5' air gap - Double skinned
- Drain pump & rinse booster pump
- Detergent & rinse aid injectors
- On Site Warranty - Ext 600 W 610 D 730 H

FC3EA
500MM SQ BASKET





- Maximum 60 racks per hour - 3.1/5.4/7.75kW
- 1 or 3 phase - Hot or cold feed
- Internal 'Cat 5' air gap - Double skinned
- Drain & rinse booster pump - Internal softener
- Detergent & rinse aid injectors
- On Site Warranty - Ext 600 W 610 D 730 H

PW6055DP13 PLUS **Miele**
5.5KG PROFESSIONAL



1 Year Warranty

- 1400 rpm
- Honeycomb drum
- Stackable
- WRAS approved
- Drain pump
- Hot and cold feed
- Simple to use push button controls
- On Site Warranty - Ext 595 W 720 D 850 H

PW6055DP PLUS **Miele**
5.5KG PROFESSIONAL



1 Year Warranty

- 1400 rpm - Honeycomb drum
- Stackable - 1 phase
- WRAS approved - Drain pump
- Hot and cold feed
- Simple to use push button controls
- On Site Warranty - Ext 595 W 720 D 850 H

PW6055DP3PH PLUS **Miele**
5.5KG PROFESSIONAL



1 Year Warranty

- 1400 rpm - Honeycomb drum
- Stackable - 3 phase
- WRAS approved - Drain pump
- Hot and cold feed
- Simple to use push button controls
- On Site Warranty - Ext 595 W 720 D 850 H

PW6065DP PLUS **Miele**
6.5KG PROFESSIONAL



1 Year Warranty

- 1400 rpm - Honeycomb drum
- Stackable - 1 phase
- WRAS approved - Drain pump
- Hot and cold feed
- Simple to use push button controls
- On Site Warranty - Ext 595 W 720 D 850 H

PW6065DP3PH PLUS **Miele**
6.5KG PROFESSIONAL



1 Year Warranty

- 1400 rpm - Honeycomb drum
- Stackable - 3 phase
- WRAS approved - Drain pump
- Hot and cold feed
- Simple to use push button controls
- On Site Warranty - Ext 595 W 720 D 850 H

PW6065SSDP **Miele**
6.5KG PROFESSIONAL



1 Year Warranty

- 1400 rpm - Honeycomb drum
- Stackable - 1 phase
- WRAS approved - Drain pump
- Hot and cold feed
- Dial controls
- On Site Warranty - Ext 595 W 720 D 850 H

PW6065DV PLUS **Miele**
6.5KG PROFESSIONAL



1 Year Warranty

- 1400 rpm - Honeycomb drum
- Stackable - 1 phase
- WRAS approved - Dump valve (sluice)
- Hot and cold feed
- Easy to use push button controls
- On Site Warranty - Ext 595 W 720 D 850 H

PW5064DV **Miele**
6.5KG PROFESSIONAL



1 Year Warranty

- Designed especially for contract cleaning
- Special progs for mop heads & cleaning cloths
- 1400 rpm
- Honeycomb drum
- Dump valve (sluice) - 1 phase
- On Site Warranty - Ext 595 W 715 D 850 H

PW6080DP 8KG **Miele**
PROFESSIONAL



1 Year Warranty

- 1300 rpm - Honeycomb drum
- 1 phase 5.5kW - Blue finish
- Drain pump - Hot and cold feed
- 72 programmes
- 3 compartment detergent dispenser drawer
- On Site Warranty - Ext 700 W 727 D 1020 H

PW6080DP3PH 8KG **Miele**
PROFESSIONAL



1 Year Warranty

- 1300 rpm - Honeycomb drum
- 3 phase 8.2kW - Blue finish
- Drain pump - Hot and cold feed
- 72 programmes
- 3 compartment detergent dispenser drawer
- On Site Warranty - Ext 700 W 727 D 1020 H

PW6080DV 8KG **Miele**
PROFESSIONAL



1 Year Warranty

- 1300 rpm - Honeycomb drum
- 1 phase 5.5kW - Blue finish
- Dump valve (sluice) - Hot & cold feed
- 72 programmes
- 3 compartment detergent dispenser drawer
- On Site Warranty - Ext 700 W 727 D 1020 H

PT7135C PLUS
6.5KG



Miele
PROFESSIONAL

- Honeycomb drum - Condenser dryer
- 1 phase - Stackable
- Drum lighting
- Easy to use push button controls
- On Site Warranty
- Ext 595 W 700 D 850 H

PT7135CSS
6.5KG



Miele
PROFESSIONAL

- Honeycomb drum - Condenser dryer
- 1 phase - Stackable
- Drum lighting
- Dial controls
- On Site Warranty
- Ext 595 W 700 D 850 H


PT713613A PLUS
6.5KG



Miele
PROFESSIONAL

- Honeycomb drum
- Vented
- 13 amp
- Stackable
- Drum lighting
- Easy to use push button controls
- On Site Warranty
- Ext 595 W 700 D 850 H

PT7136 PLUS
6.5KG



Miele
PROFESSIONAL

- Honeycomb drum - Vented
- 1 phase - Stackable
- Drum lighting
- Easy to use push button controls
- On Site Warranty
- Ext 595 W 700 D 850 H

PT71363PH PLUS
6.5KG



Miele
PROFESSIONAL

- Honeycomb drum - Vented
- 3 phase - Stackable
- Drum lighting
- Drum lighting
- Easy to use push button controls
- On Site Warranty
- Ext 595 W 700 D 850 H

PT7136SS
6.5KG



Miele
PROFESSIONAL

- Honeycomb drum - Vented
- 1 phase - Stackable
- Drum lighting
- Dial controls
- On Site Warranty
- Ext 595 W 700 D 850 H

PT7136SS3PH
6.5KG



Miele
PROFESSIONAL

- Honeycomb drum - Vented
- 3 phase - Stackable
- Drum lighting
- Dial controls
- On Site Warranty
- Ext 595 W 700 D 850 H

PT7186 8KG



Miele
PROFESSIONAL

- Honeycomb drum
- Vented - 1 phase 5.8kW
- 42 programmes
- Blue finish
- Push button & dial controls
- On Site Warranty - Ext 700 W 727 D 1020 H

PT71863PH 8KG



Miele
PROFESSIONAL

- Honeycomb drum
- Vented - 3 phase 8.5kW
- 42 programmes
- Blue finish
- Push button & dial controls
- On Site Warranty - Ext 700 W 727 D 1020 H

HM1683
160X830MM ROLLER



Miele
PROFESSIONAL

- 2-4.5 metres per min roller speed (4-9 rpm)
- Maximum output of 15kg per hour
- 2.7-3.2kW
- Return feed model for simple use
- On Site Warranty
- Ext 1050 W 380 D 960 H

HM1680
160X850MM ROLLER



Miele
PROFESSIONAL

- 2-4.5 metres per min roller speed (4-9 rpm)
- Maximum output of 15kg per hour
- 2.7-3.1kW
- Return feed model for simple use
- On Site Warranty
- Ext 985 W 380 D 960 H